

## Postal Code 78750

## Residential Statistics



January 2022

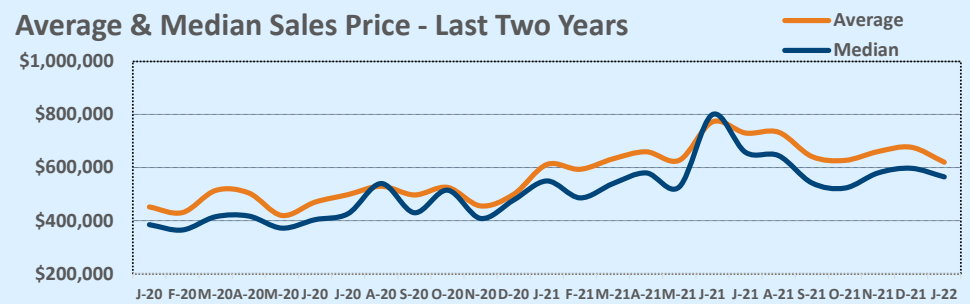
Listings	This Month			Year-to-Date		
	Jan 2022	Jan 2021	Change	2022	2021	Change
Single Family Sales	17	13	+30.8%	17	13	+30.8%
Condo/TH Sales	6	5	+20.0%	6	5	+20.0%
<b>Total Sales</b>	<b>23</b>	<b>18</b>	<b>+27.8%</b>	<b>23</b>	<b>18</b>	<b>+27.8%</b>
New Homes Only	--	--	--	--	--	--
Resale Only	23	18	+27.8%	23	18	+27.8%
Sales Volume	\$14,268,800	\$11,012,500	+29.6%	\$14,268,800	\$11,012,500	+29.6%
New Listings	20	31	-35.5%	20	31	-35.5%
Pending	17	--	--	17	--	--
Withdrawn	3	--	--	3	--	--
Expired	1	--	--	1	--	--
Months of Inventory	0.3	0.3	-21.7%	N/A	N/A	--

Average	This Month			Year-to-Date		
	Jan 2022	Jan 2021	Change	2022	2021	Change
List Price	\$617,339	\$563,697	+9.5%	\$617,339	\$563,697	+9.5%
List Price/SqFt	\$306	\$237	+29.0%	\$306	\$237	+29.0%
Sold Price	\$620,383	\$611,806	+1.4%	\$620,383	\$611,806	+1.4%
Sold Price/SqFt	\$309	\$257	+20.1%	\$309	\$257	+20.1%
Sold Price / Orig LP	100.8%	109.1%	-7.6%	100.8%	109.1%	-7.6%
Days on Market	16	14	+14.5%	16	14	+14.5%

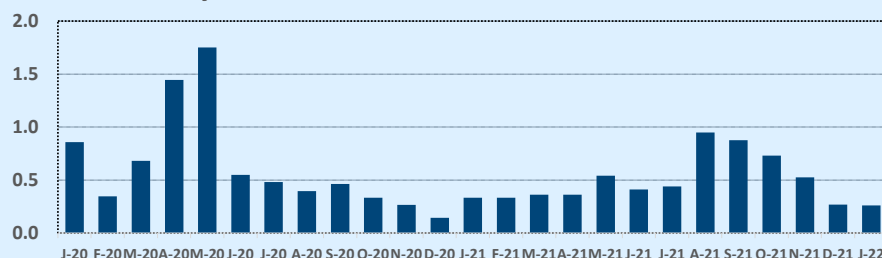
Median	This Month			Year-to-Date		
	Jan 2022	Jan 2021	Change	2022	2021	Change
List Price	\$575,000	\$525,000	+9.5%	\$575,000	\$525,000	+9.5%
List Price/SqFt	\$306	\$232	+32.0%	\$306	\$232	+32.0%
Sold Price	\$565,000	\$549,750	+2.8%	\$565,000	\$549,750	+2.8%
Sold Price/SqFt	\$300	\$255	+17.5%	\$300	\$255	+17.5%
Sold Price / Orig LP	100.0%	106.5%	-6.1%	100.0%	106.5%	-6.1%
Days on Market	9	4	+125.0%	9	4	+125.0%

Price Range	This Month			Year-to-Date		
	New	Sales	DOM	New	Sales	DOM
\$149,999 or under	--	--	--	--	--	--
\$150,000- \$199,999	--	--	--	--	--	--
\$200,000- \$249,999	1	--	--	1	--	--
\$250,000- \$299,999	--	2	10	--	2	10
\$300,000- \$349,999	--	--	--	--	--	--
\$350,000- \$399,999	1	2	4	1	2	4
\$400,000- \$449,999	1	1	5	1	1	5
\$450,000- \$499,999	2	3	33	2	3	33
\$500,000- \$549,999	2	2	8	2	2	8
\$550,000- \$599,999	2	5	18	2	5	18
\$600,000- \$699,999	4	1	5	4	1	5
\$700,000- \$799,999	4	3	14	4	3	14
\$800,000- \$899,999	--	--	--	--	--	--
\$900,000- \$999,999	--	3	30	--	3	30
\$1M - \$1.99M	3	1	4	3	1	4
\$2M - \$2.99M	--	--	--	--	--	--
\$3M+	--	--	--	--	--	--
<b>Totals</b>	<b>20</b>	<b>23</b>	<b>16</b>	<b>20</b>	<b>23</b>	<b>16</b>

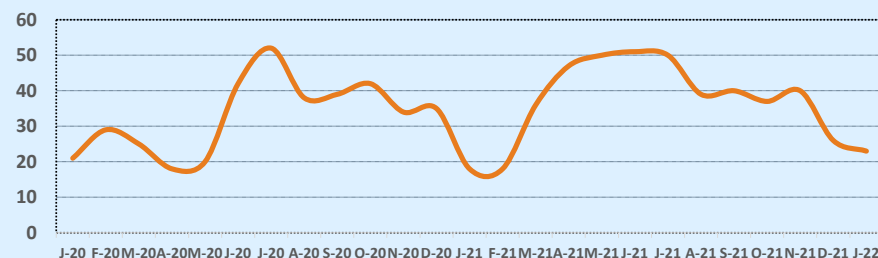
Average & Median Sales Price - Last Two Years



Months of Inventory - Last Two Years



Number of Sales - Last Two Years



Based on information from the Austin Board of REALTORS® (alternatively, from ACTRIS). Neither the Board nor ACTRIS guarantees or is in any way responsible for its accuracy. The Austin Board of REALTORS®, ACTRIS and their affiliates provide the MLS and all content therein "AS IS" and without any warranty, express or implied. Data maintained by the Board or ACTRIS may not reflect all real estate activity in the market.